



SERIES 623/624: D-SUB CONNECTOR

Plug and Receptacle, Right Angle, .200"(5.08mm) Footprint



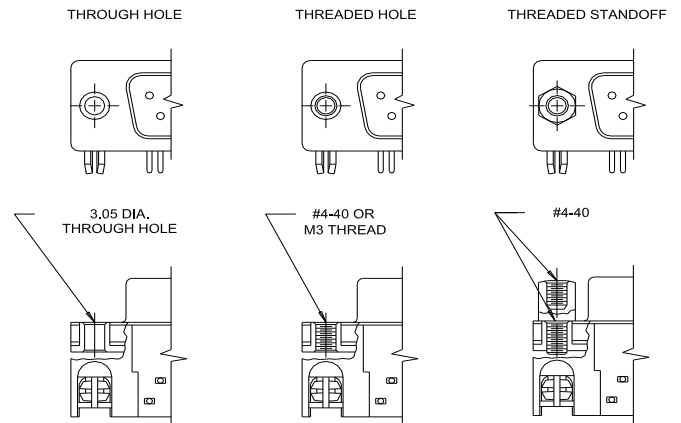
- Two Contact Rows with .197"(5.00mm) Footprint Right Angle Bend
- .109"(2.77mm) Contact Spacing X .112"(2.84mm) Row Spacing
- Plug and Receptacle in 9, 15, or 25 Contact Sizes
- Pin and Socket Contact Mating Design with P.C. Tail Termination
- Metal Shell Provides EMI/RFI Shielding, Plug Shell Indents provide Grounding and Additional Mating Retention
- Board Mounting Features include Two Prong Boardlock for Exceptional Retention to P.C. Board
- Flange Mounting Options for Panel Mount or Connector Mating include Through Hole, Threaded Hole and Threaded Standoffs
- D-Shaped Connector Mating Outline provides Polarization
- Design based on Requirements of MIL-C-24038, EIA RS-232 and RS-449



Specifications:

Insulator Material	Thermoplastic Polyester, UL 94V-0, Chemical Resistant, Color: Black
Contact Material	Plug (Pins): Copper Alloy Receptacle (Socket): Copper Alloy
Contact Plating	Selective Gold (See Ordering Code) over Nickel for the Mating Area, Tin Plating for Tail Area
Shell Material	Nickel Plated Steel
Current Rating	3A Per Contact
Contact Resistance	25 Milliohms MAX
Insulation Resistance	5000 Megaohms MIN
Dielectric Voltage	1000V AC rms at Sea Level
Operating Temp.	-55°C To +85°C
Mating Force	16 oz (4.45N) Maximum Per Contact Position
Unmating Force	1 oz (0.28N) Minimum Per Contact Position

FLANGE MOUNTING OPTIONS



Ordering Code:

623-025-261-033

SERIES: _____
 623: PLUG (PIN)
 624: RECEPTACLE (SOCKET)

NO. OF CONTACTS: _____
 009 - 9 CONTACTS
 015 - 15 CONTACTS
 025 - 25 CONTACTS

CONTACT FINISH CODE: _____
 2 - GOLD FLASH PLATING
 3 - 15 MICROINCHES OF GOLD PLATING
 6 - 30 MICROINCHES OF GOLD PLATING

CONTACT CODE: _____
 61 - .197" FOOTPRINT CONTACT

FLANGE MOUNTING OPTIONS:
 1 - Ø.120"(Ø3.05MM) THROUGH HOLE
 2 - #4-40 THREADED HOLE
 3 - #4-40 THREADED STANDOFF
 5 - M3 THREADED HOLE

BOARD MOUNTING FEATURE:
 0 - NONE
 3 - TWO PRONG BOARDLOCKS

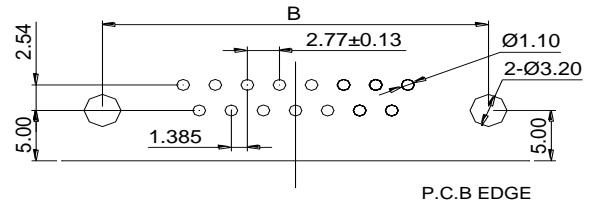
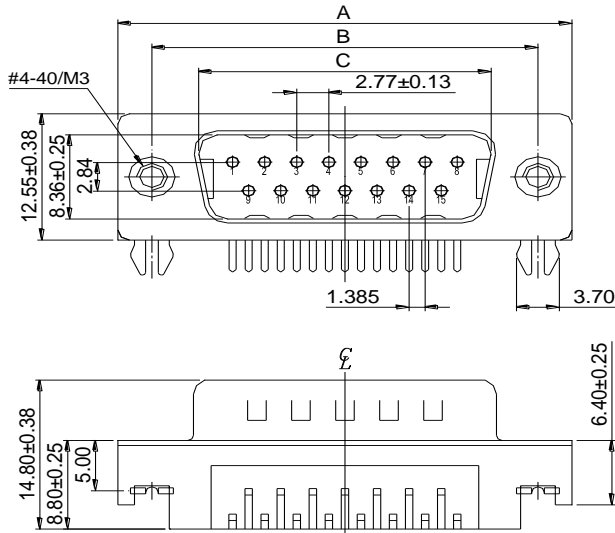
INSULATOR MATERIAL CODE:
 0 - STANDARD
 5 - HIGH TEMP INSULATOR



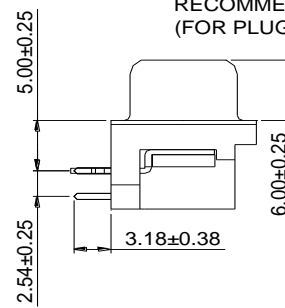
SERIES 623/624: D-SUB CONNECTOR

Plug and Receptacle, Right Angle, .200" (5.08mm) Footprint

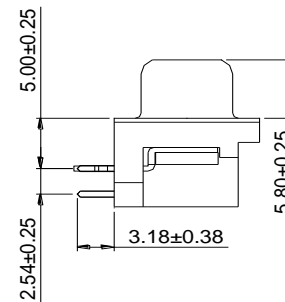
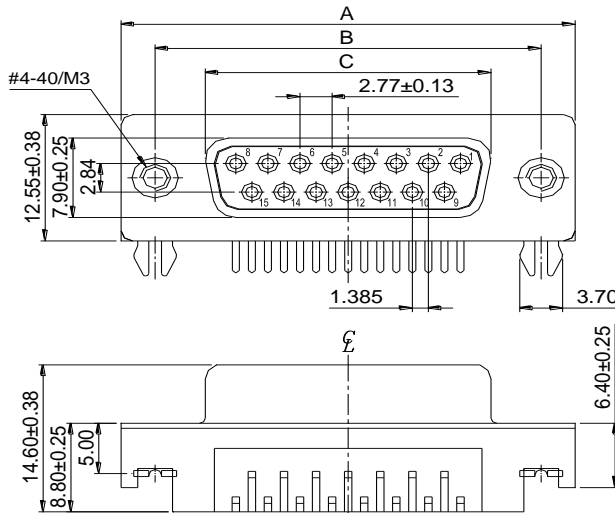
PLUG 623 SERIES



RECOMMENDED P.C.B LAYOUT
(FOR PLUG AND RECEPTACLE)



RECEPTACLE 624 SERIES



NUMBER OF CONTACTS	A±0.38		B±0.25		C±0.25 PLUG		C±0.13 RECEPTACLE	
	Inch	(mm)	Inch	(mm)	Inch	(mm)	Inch	(mm)
9	1.213	(30.81)	.984	(24.99)	.666	(16.92)	.643	(16.33)
15	1.543	(39.19)	1.312	(33.32)	.994	(25.25)	.971	(24.66)
25	2.088	(53.04)	1.852	(47.04)	1.534	(38.96)	1.511	(38.38)