





463 SERIES

DIN 41612 CONNECTORS



DIN 41612 CONNECTORS

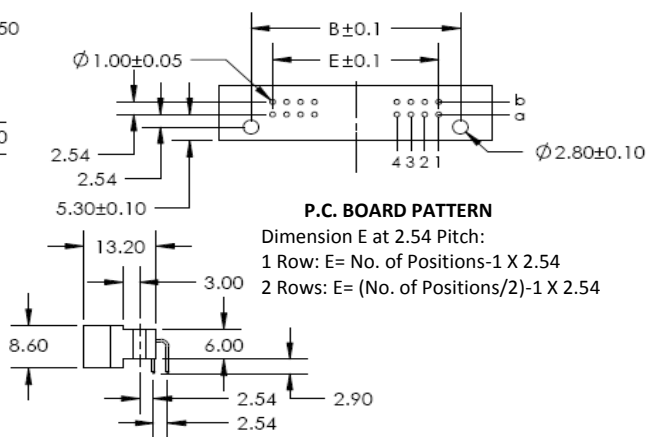
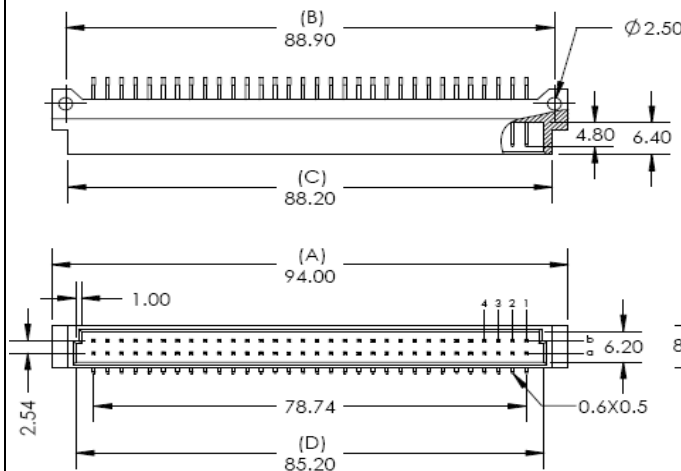
SERIES 463-064-260 -212



STYLE
0- STANDARD STYLE (R/ANGLE)

GOLD PLATING THICKNESS
2- GOLD FLASH
3- 15 MICRONS OF GOLD
6- 30 MICRONS OF GOLD
CONTACT CODE
60- R/ANGLE PCB .114 (2.9) LG.
CONTACT ROW ARRANGEMENT
1- CONTACTS ON ROW "A"
2- CONTACTS ON ROW "A" AND "B"
CONTACT SPACING ARRANGEMENT
1- ROWS FULLY LOADED
2- EVEN NUMBER LOADED
MOUNTING OPTIONS
2- ϕ .098"(ϕ 2.50mm) SIDE MTG. HOLE

PITCH	NUMBER OF CONTACTS	CONTACT ROW ARRANGEMENT	CONTACT SPACING ARRANGEMENT
2.54MM	64	a b	1- ROWS FULLY LOADED
	32	a b	
	20	a b	
	32	a -	
5.08MM	16	a -	1- ROWS FULLY LOADED
	16	a -	
	10	a b	
	8	a -	
5.08MM	32	a b	2- EVEN NUMBER LOADED
	16	a b	
	10	a b	
	16	a -	
5.08MM	8	a -	2- EVEN NUMBER LOADED
	8	a -	



P.C. BOARD PATTERN

Dimension E at 2.54 Pitch:
1 Row: E= No. of Positions-1 X 2.54
2 Rows: E= (No. of Positions/2)-1 X 2.54

Features:

- High density 64 Contacts 2 Rows Metal-to-Metal Connector on 2.54mm (.100") Grid
- Contact Material and Finish: Brass with selective gold plating and tin on tails :
CLASS 3: 2- Gold Flash Plating
CLASS 2: 3- 15u" of Gold Plating
CLASS 1: 6- 30u" of Gold Plating
- Contact Tails: 0.6 x 0.5mm (.024" x .020") Rectangular
- Contact Spacing: 2.54 x 2.54mm (.100" x .100") single or double rows; or 2.54 x 5.08mm (.100" x .200") single or double rows
- Available in: 8, 10, 16, 20, 32, and 64 positions
- Connectors designed to meet DIN 41612-B (Male) specifications

Specifications:

- Current Rating: 2 Amperes @ 20°C
- Contact Material: Brass
- Contact Plating: Selective Gold Plating
- Contact Resistance: 30 milliohms, maximum
- Insulator Material: 30% Glass Filled PBT, UL 94V-0
- Insulation Resistance: Mated - 1000 Mega (10⁶) ohms min
- Dielectric Withstanding Voltage: 1000 V.A.C rms
- Basic Grid: 2.54mm (.100")
- Operating Temperature: -55°C to +105°C