


227 Idema Road, Markham,
Ontario Canada, L3R 1B1
Tel: +1 416 754-3322
Fax: +1 416 754-3299
Email: info@edac.net
http://www.edac.net



Standard Interconnect Products &
Custom Engineered Solutions

SERIES 494-096-260 -312



STYLE _____
NUMBER OF CONTACTS _____
GOLD PLATING THICKNESS _____
CONTACT CODE _____
CONTACT ROW ARRANGEMENT _____
CONTACT SPACING ARRANGEMENT _____
MOUNTING OPTIONS _____

STYLE
0- STANDARD STYLE (R/ANGLE)

GOLD PLATING THICKNESS

- 2- GOLD FLASH
- 3- 15 MICROINCHES OF GOLD
- 6- 30 MICROINCHES OF GOLD

CONTACT CODE

60- R/ANGLE PCB .114 (2.9) LG.

CONTACT ROW ARRANGEMENT

- 1- CONTACTS ON ROW "A"
- 3- CONTACTS ON ROW "A," "B" AND "C"
- 6- CONTACTS ON ROW "A" AND "C"

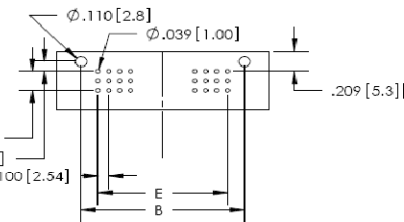
CONTACT SPACING ARRANGEMENT

- 1- ROWS FULLY LOADED
- 2- EVEN NUMBER LOADED

MOUNTING OPTIONS

- 2- ϕ .098" (ϕ 2.50mm) SIDE MTG. HOLE

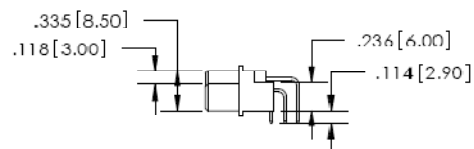
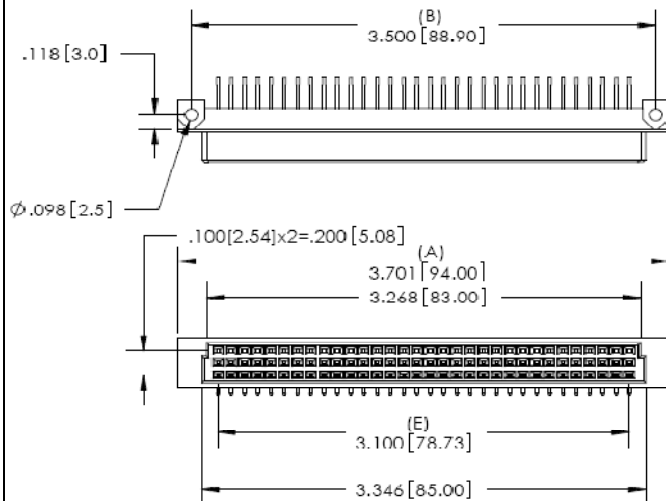
PITCH	NUMBER OF CONTACTS	CONTACT ROW ARRANGEMENT	CONTACT SPACING ARRANGEMENT
2.54MM	96	a b c	1- ROWS FULLY LOADED
	48	a b c	1- ROWS FULLY LOADED
	64	a - c	1- ROWS FULLY LOADED
	32	a - c	1- ROWS FULLY LOADED
	32	a - -	1- ROWS FULLY LOADED
5.08MM	48	a b c	2- EVEN NUMBER LOADED
	24	a b c	2- EVEN NUMBER LOADED
	32	a - c	2- EVEN NUMBER LOADED
	16	a - c	2- EVEN NUMBER LOADED
	16	a - -	2- EVEN NUMBER LOADED



P.C. BOARD PATTERN

Dimension E at 2.54 Pitch:

- 1 Row: E = No. of Positions-1 X 2.54
- 2 Rows: E = (No. of Positions/2)-1 X 2.54
- 3 Rows: E = (No. of Positions/3)-1 X 2.54



Features:

- High density 96 Contact 3 Row Metal-to-Metal Connector on 2.54mm (.100") Grid, Contacts: 90° Bend
- Contact Material and Finish: Phosphor Bronze with selective gold plating and tin on tails:
- 260- Gold Flash Plating
- 360- 15u" of Gold Plating
- 660- 30u" of Gold Plating
- Contact Tails: 0.7 x 0.3mm (.027" x .012")
- Contact Spacing: 2.54 x 2.54mm (.100" x .100") single, double or triple rows; or 2.54 x 5.08mm (.100" x .200") single, double or triple rows.
- Available in: 8, 16, 24, 32, 48, 64, and 96 positions
- Connectors designed to meet DIN 41612-R (Female) specifications

Specifications:

- Current Rating: 2 Amperes @ 20°C
- Contact Material: Phosphor Bronze
- Contact Plating: Selective Gold Plating
- Contact Resistance: 30 milliohms, maximum
- Insulator Material: 30% Glass Filled PBT, UL 94V-0
- Insulation Resistance: Mated - 1000 Mega (10⁶) ohms
- Dielectric Withstanding Voltage: 1000 V.A.C RMS
- Basic Grid: 2.54mm (.100")
- Operating Temperature: -55°C to +105°C