


227 Idema Road, Markham,
Ontario Canada, L3R 1B1
Tel: +1 416 754-3322
Fax: +1 416 754-3299
Email: info@edac.net
http://www.edac.net



Standard **Interconnect Products** &
Custom Engineered **Solutions**

SERIES 461-164-221 -211



STYLE _____
NUMBER OF CONTACTS _____
GOLD PLATING THICKNESS _____
CONTACT CODE _____
CONTACT ROW ARRANGEMENT _____
CONTACT SPACING ARRANGEMENT _____
MOUNTING OPTIONS _____

STYLE
1- STANDARD STYLE (STRAIGHT)

GOLD PLATING THICKNESS

- 2- GOLD FLASH
- 3- 15 MICROINCHES OF GOLD
- 6- 30 MICROINCHES OF GOLD

CONTACT CODE

- 21- PCB TAIL .157 (4.0) LG.
- 22- PCB TAIL .098 (2.5) LG.
- 40- W.W. TAIL .512 (13.0) LG.
- 41- W.W. TAIL .669 (17.0) LG.
- 70- PRESS-FIT TAIL .182 (4.6) LG.
- 73- PRESS-FIT TAIL .248 (6.3) LG.
- 80- PRESS-FIT, W.W.TAIL .512 (13.0) LG.
- 81- PRESS-FIT, W.W.TAIL .669 (17.0) LG.

CONTACT ROW ARRANGEMENT

- 1- CONTACTS ON ROW "A"
- 2- CONTACTS ON ROW "A" AND "B"

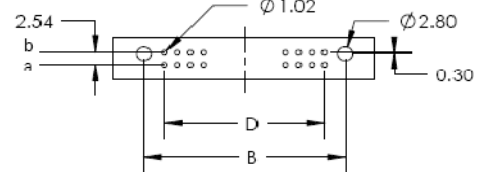
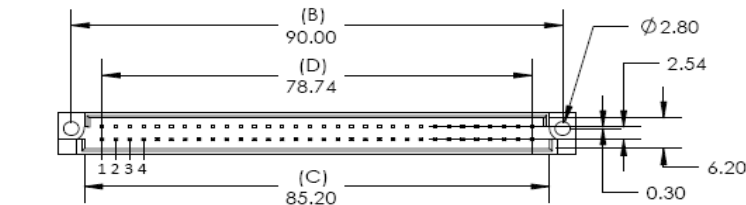
CONTACT SPACING ARRANGEMENT

- 1- ROWS FULLY LOADED
- 2- EVEN NUMBER LOADED

MOUNTING OPTIONS

- 1- ϕ .110" (ϕ 2.80mm) , THROUGH HOLE

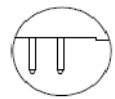
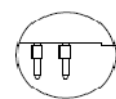
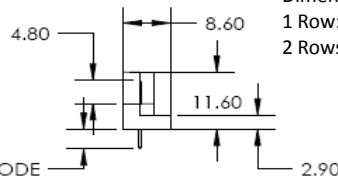
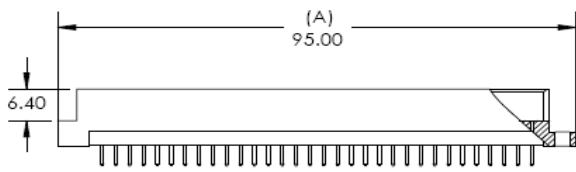
PITCH	NUMBER OF CONTACTS	CONTACT ROW ARRANGEMENT	CONTACT SPACING ARRANGEMENT
2.54MM	64	a b	1- ROWS FULLY LOADED
	32	a b	
	20	a b	1- ROWS FULLY LOADED
	32	a -	
	16	a -	
5.08MM	10	a -	2- EVEN NUMBER LOADED
	32	a b	
	16	a b	2- EVEN NUMBER LOADED
	10	a b	
	16	a -	
	8	a -	
	5	a -	



P.C. BOARD PATTERN

Dimension D at 2.54 Pitch:

- 1 Row: D= No. of Positions-1 X 2.54
- 2 Rows: D= (No. of Positions/2)-1 X 2.54



Features:

- High density 64 Contact 2 Row Metal-to-Metal Connector on 2.54mm (.100") Grid
- Contact Material and Finish: Brass with selective gold plating: and tin on tails:
- 2- Gold Flash Plating
- 3- 15u" of Gold Plating
- 6- 30u" of Gold Plating
- Contact Tails: 0.6 x 0.5mm (.024" x .020")
- Contact Spacing: 2.54 x 2.54mm (.100" x .100") single or double rows; or 2.54 x 5.08mm (.100" x .200") single or double rows
- Available in: 5, 8, 10, 16, 20, 32, and 64positions
- Connectors designed to meet DIN 41612-Q (Male) specifications

Specifications:

- Current Rating: 2 Amperes @ 20°C
- Contact Material: Brass
- Contact Plating: Selective Gold Plating
- Contact Resistance: 30 milliohms, maximum
- Insulator Material: 30% Glass Filled PBT, UL 94V-0
- Insulation Resistance: Mated - 1000 Mega (10⁶) ohms
- Dielectric Withstanding Voltage: 1000 V.A.C RMS
- Basic Grid: 2.54mm (.100")
- Operating Temperature: -55°C to +105°C