





495 SERIES DIN 41612 CONNECTORS

DIN 41612 CONNECTORS



SERIES 495-096-260 -312



STYLE
0- STANDARD STYLE (R/ANGLE)

4- STANDARD STYLE (R/ANGLE) WITH
HIGH TEMPERATURE MATERIAL, UL 94V-0
(ONLY FOR 96 PINS AND 64 (a-c) PINS)

GOLD PLATING THICKNESS

- 2- GOLD FLASH
- 3- 15 MICROINCHES OF GOLD
- 6- 30 MICROINCHES OF GOLD

CONTACT CODE

60- R/ANGLE PCB .114 (2.9) LG.

CONTACT ROW ARRANGEMENT

- 1- CONTACTS ON ROW "A"
- 2- CONTACTS ON ROW "A" AND "B"
- 3- CONTACTS ON ROW "A," "B" AND "C"
- 6- CONTACTS ON ROW "A" AND "C"

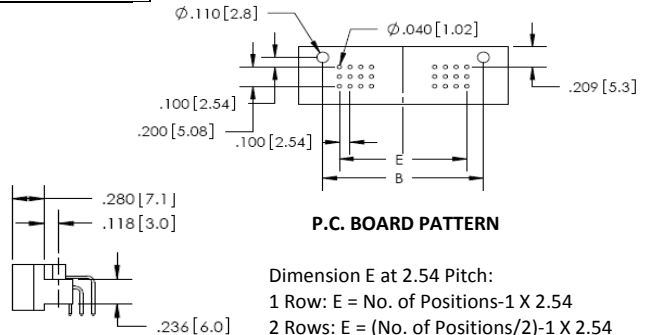
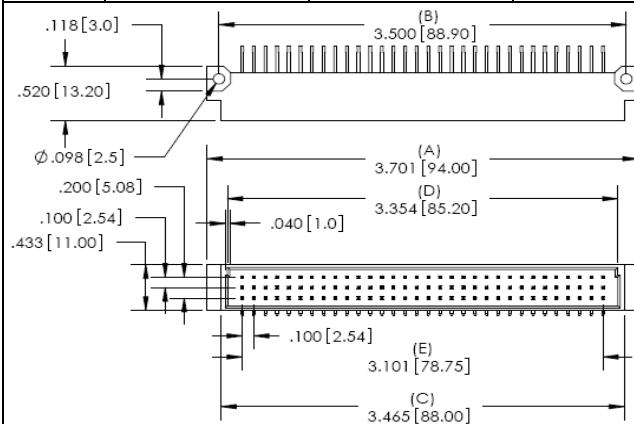
CONTACT SPACING ARRANGEMENT

- 1- ROWS FULLY LOADED
- 2- EVEN NUMBER LOADED

MOUNTING OPTIONS

- 2- ϕ .098"(ϕ 2.50mm) SIDE MTG. HOLE

PITCH	NUMBER OF CONTACTS	CONTACT ROW ARRANGEMENT	CONTACT SPACING ARRANGEMENT
2.54MM	96	a b c	1- ROWS FULLY LOADED
	48	a b c	1- ROWS FULLY LOADED
	30	a b c	1- ROWS FULLY LOADED
	64	a - C	1- ROWS FULLY LOADED
	32	a - C	1- ROWS FULLY LOADED
	64	a b -	1- ROWS FULLY LOADED
	32	a - -	1- ROWS FULLY LOADED
5.08MM	16	a - -	1- ROWS FULLY LOADED
	48	a b c	2- EVEN NUMBER LOADED
	24	a b c	2- EVEN NUMBER LOADED
	15	a b c	2- EVEN NUMBER LOADED
	32	a - C	2- EVEN NUMBER LOADED
	16	a - C	2- EVEN NUMBER LOADED
	32	a b -	2- EVEN NUMBER LOADED
5.08MM	16	a - -	2- EVEN NUMBER LOADED
	8	a - -	2- EVEN NUMBER LOADED



P.C. BOARD PATTERN

Dimension E at 2.54 Pitch:

- 1 Row: E = No. of Positions-1 X 2.54
- 2 Rows: E = (No. of Positions/2)-1 X 2.54
- 3 Rows: E = (No. of Positions/3)-1 X 2.54

Features:

- High density 96 Contact 3 Row Metal-to-Metal Connector on 2.54mm (.100") Grid
- Contacts: 90° Bend
- Contact Material and Finish: CA725 with selective gold plating and tin on tails:
- CLASS 3: 2- Gold Flash Plating
- CLASS 2: 3- 15u" of Gold Plating
- CLASS 1: 6- 30u" of Gold Plating
- Contact Tails: 0.6 x 0.5mm (.024" x .020")
- Contact Spacing: 2.54 x 2.54mm (.100" x .100") single, double or triple rows; or 2.54 x 5.08mm (.100" x .200") single, double or triple rows.
- Available in: 16, 32, 48, 64, and 96 positions
- Connectors designed to meet DIN 41612-C (Male) specifications

Specifications:

- Current Rating: 2 Amperes @ 20°C
- Contact Material: Brass
- Contact Plating: Selective Gold Plating
- Contact Resistance: 30 milliohms, maximum
- Insulator Material: 30% Glass Filled PBT, UL 94V-0
- Insulation Resistance: Mated - 1000 Mega (10⁶) ohms
- Dielectric Withstanding Voltage: 1000 V.A.C RMS
- Basic Grid: 2.54mm (.100")
- Operating Temperature: -55°C to +105°C